



STRONG PARTNERS. TOUGH TRUCKS.™

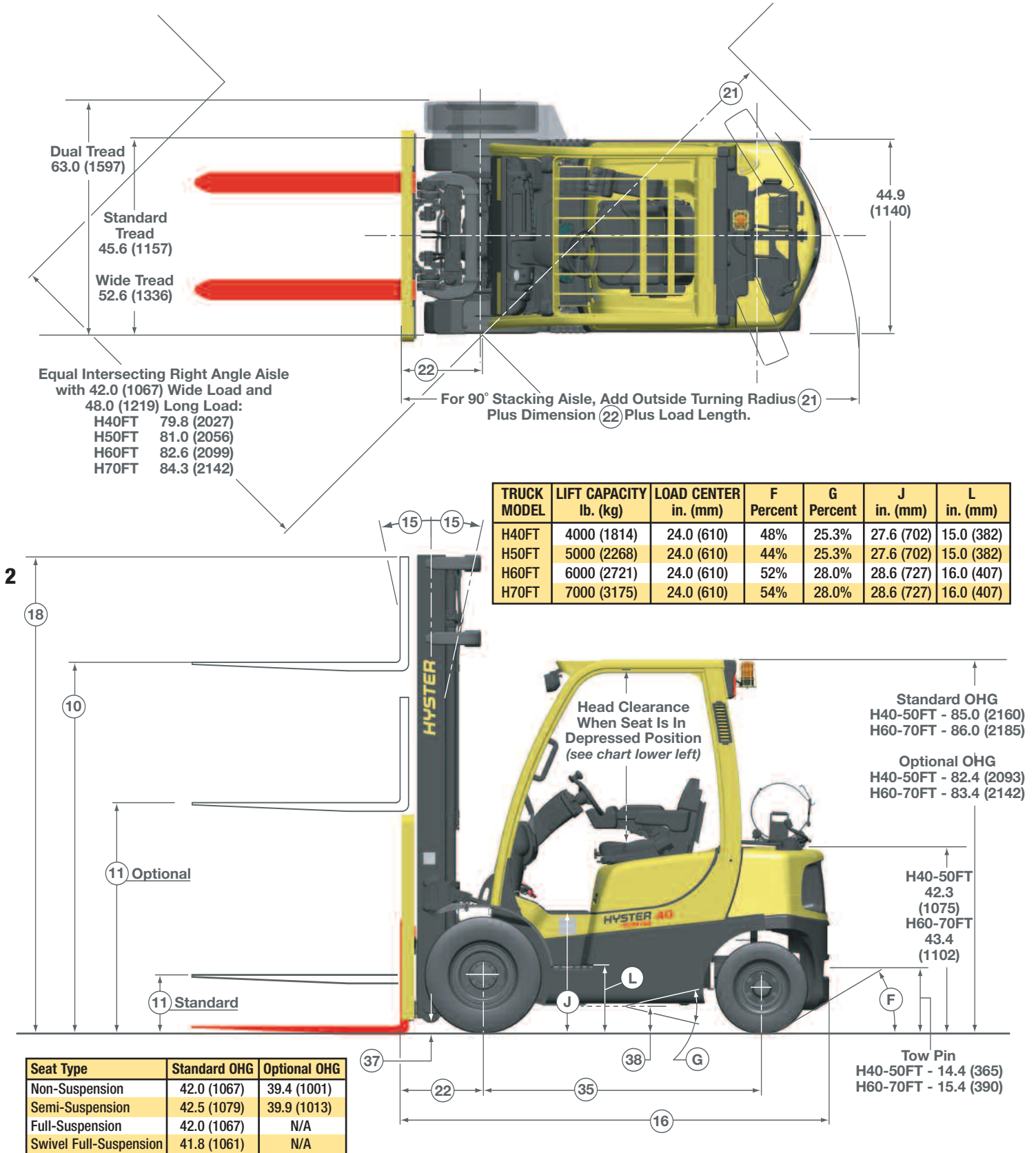
# H40-70FT Series

Sit-down, Counterbalanced IC, Pneumatic Tire **FOATIS** Line of Lift Trucks



## TECHNICAL GUIDE

# Hyster H40-70FT Lift Truck Dimensions



Circled dimensions correspond to the line numbers on the tabulated chart inside the Technical Guide. Dimensions are in inches (millimeters).  
 Truck shown with optional equipment - strobe, light package and TouchPoint™ e-hydraulics with adjustable armrest.

# Hyster H40FT Lift Truck Dimensions

		Hyster Company	Hyster Company	Hyster Company	Hyster Company
GENERAL	1	Manufacturer Name	Hyster Company	Hyster Company	Hyster Company
	2	Model	H40FT	H40FT	H40FT
		Manufacturer Designation	Fortis™ Package	Fortis™ Package	Fortis™ Package
		Transmission	Electronic Powershift	Electronic Powershift	Electronic Powershift
		Engine	Mazda 2.0L	Mazda 2.0L	Yanmar 2.6L
	3	Rated Capacity	4000 (1815)	4000 (1815)	4000 (1815)
	4	Load Center, Distance	24.0 (610)	24.0 (610)	24.0 (610)
	5	Power Type - Gasoline, LPG, Diesel	LP	Gas	Diesel
	6	Operator Type	Sit-Down Rider	Sit-Down Rider	Sit-Down Rider
	7	Step Height	15.0 (382)	15.0 (382)	15.0 (382)
DIMENSIONS	8	Tire Type - Cushion, Solid, Pneumatic	Pneumatic	Pneumatic	Pneumatic
	9	Wheels, Number - Front / Rear	2x / 2	2x / 2	2x / 2
	10	Lift Height, Top of Fork (TOF)	129.0 (3292)	129.0 (3292)	129.0 (3292)
	11	Lift Heights, Standard Limited Free Lift (LFL) with LBR (TOF)	5.0 (140)	5.0 (140)	5.0 (140)
		Lift Heights, <b>Optional</b> Full Free Lift (FFL) with LBR (TOF)	61.0 (1565)	61.0 (1565)	61.0 (1565)
	12	Standard Carriage Width	42.0 (1067)	42.0 (1067)	42.0 (1067)
	13	Forks, Thickness x Width x Length	1.6 X 3.9 X 42.0	1.6 X 3.9 X 42.0	1.6 X 3.9 X 42.0
		Forks, Thickness x Width x Length	(40 X 100 X 1067)	(40 X 100 X 1067)	(40 X 100 X 1067)
	14	Fork Spread, Outside Dimensions	43.3 (1099)	43.3 (1099)	43.3 (1099)
	15	Mast Tilt Angles, Forward / Backward	6F / 10B	6F / 10B	6F / 10B
	16	Length To Face of Forks	98.0 (2486)	98.0 (2486)	98.0 (2486)
	17	Overall Width, Standard Tread	45.6 (1157)	45.6 (1157)	45.6 (1157)
		Overall Width, Wide Tread	52.6 (1336)	52.6 (1336)	52.6 (1336)
	18	Height, Standard Mast - Lowered	86.0 (2170)	86.0 (2170)	86.0 (2170)
	19	Height, Standard Mast - Extended with LBR	147.0 (3715)	147.0 (3715)	147.0 (3715)
		Height, Standard Mast - Extended without LBR	123.0 (3100)	123.0 (3100)	123.0 (3100)
	20	Height, Standard Overhead Guard	85.0 (2160)	85.0 (2160)	85.0 (2160)
		Height, <b>Optional</b> Overhead Guard	82.4 (2093)	82.4 (2093)	82.4 (2093)
	21	Turning Radius, Minimum Outside (OTR)	84.6 (2149)	84.6 (2149)	84.6 (2149)
	22	Length, Center of Wheel to Face of Forks	18.5 (471)	18.5 (471)	18.5 (471)
	23	Aisle Width, Right Angle Stack (Add Length of Load)	103.1 (2619)	103.1 (2619)	103.1 (2619)
	24	Equal Aisle, 90-Degree Intersecting Aisle	79.8 (2027)	79.8 (2027)	79.8 (2027)
	25	Travel Speed, Standard Transmission <i>RL/NL</i>	10.6 / 11.2	10.6 / 11.2	10.5 / 11.2
		Travel Speed, <b>DuraMatch™ Plus2</b> Transmission <i>RL/NL</i>	N/A	N/A	N/A
	PERFORMANCE †	26	Lift Speed, Standard 2-Stage LFL <i>RL/NL</i>	111.0 (.56) / 113.0 (.57)	111.0 (.56) / 113.0 (.57)
		Lift Speed, <b>Optional</b> 2-Stage FFL <i>RL/NL</i>	99.0 (.50) / 101.0 (.51)	99.0 (.50) / 101.0 (.51)	118.0 (.60) / 120.0 (.61)
		Lift Speed, <b>Optional</b> 3-Stage FFL <i>RL/NL</i>	105.0 (.53) / 107.0 (.54)	105.0 (.53) / 107.0 (.54)	125.0 (.64) / 127.0 (.65)
27		Lowering Speed, Standard 2-Stage LFL <i>RL/NL</i>	98.0 (.50) / 83.0 (.42)	98.0 (.50) / 83.0 (.42)	98.0 (.50) / 83.0 (.42)
		Lowering Speed, <b>Optional</b> 2-Stage FFL <i>RL/NL</i>	98.0 (.50) / 83.0 (.42)	98.0 (.50) / 83.0 (.42)	98.0 (.50) / 83.0 (.42)
		Lowering Speed, <b>Optional</b> 3-Stage FFL <i>RL/NL</i>	98.0 (.50) / 83.0 (.42)	98.0 (.50) / 83.0 (.42)	98.0 (.50) / 83.0 (.42)
28		Drawbar Pull, Standard Transmission @ 1 mph <i>RL/NL</i>	3144 (14.0) / 2715 (12.1)	3692 (16.4) / 2715 (12.1)	3919 (17.4) / 2600 (11.6)
		Drawbar Pull, <b>DuraMatch™ Plus2</b> @ 1 mph <i>RL/NL</i>	N/A	N/A	N/A
		Drawbar Pull, Standard Transmission @ 3 mph <i>RL/NL</i>	1975 (8.8) / 2000 (8.9)	2373 (10.6) / 2506 (11.2)	2650 (11.6) / 2660 (11.8)
		Drawbar Pull, <b>DuraMatch™ Plus2</b> @ 3 mph <i>RL/NL</i>	N/A	N/A	N/A
		Gradeability, Standard Transmission @ 1 mph <i>RL/NL</i>	25.3 / 34.1	30.1 / 34.2	33.2 / 34.2
		Gradeability, <b>DuraMatch™ Plus2</b> @ 1 mph <i>RL/NL</i>	N/A	N/A	N/A
		Gradeability, Standard Transmission @ 3 mph <i>RL/NL</i>	15.0 / 24.5	19.0 / 30.0	21.3 / 34.2
		Gradeability, <b>DuraMatch™ Plus2</b> @ 3 mph <i>RL/NL</i>	N/A	N/A	N/A
WEIGHT		31	Weight, Standard Truck (2-Stg. LFL 86 / 129) <i>NL</i>	7968 (3622)	7968 (3622)
		Weight, Standard Truck (2-Stg. LFL 86 / 129) <i>RL</i>	11968 (5440)	11968 (5440)	11968 (5440)
	32	Axle Loading, Static Front / Rear <i>NL</i>	4097 (1862) / 3856 (1752)	4097 (1862) / 3856 (1752)	4097 (1862) / 3856 (1752)
		Axle Loading, Static Front / Rear <i>RL</i>	10760 (4891) / 1193 (542)	10760 (4891) / 1193 (542)	10760 (4891) / 1193 (542)
TIRES & WHLS	33	Tire Size, Front	7.00 X 12 -12	7.00 X 12 - 12	7.00 X 12 - 12
	34	Tire Size, Rear	6.00 X 9	6.00 X 9	6.00 X 9
	35	Wheelbase	63.9 (1623)	63.9 (1623)	63.9 (1623)
	37	Ground Clearance, Lowest Point <i>NL (with RL subtract -6mm)</i>	5.2 (132)	5.2 (132)	5.2 (132)
	38	Ground Clearance, Center of Wheelbase <i>NL</i>	6.3 (160)	6.3 (160)	6.3 (160)
	39	Service / Parking - Method of Control	Foot / Hydraulic	Foot / Hydraulic	Foot / Hydraulic
POWERTRAIN	40	Service / Parking - Method of Operation	Hand / Mechanical	Hand / Mechanical	Hand / Mechanical
	41	Battery Type	Maintenance Free	Maintenance Free	Maintenance Free
	42	Volts / Cold Cranking Amps	12 / 475	12 / 475	12 / 770
	43	Engine, Manufacturer / Model	Mazda FE	Mazda FE	Yanmar
	44	Permanent Output	40	46	48
	45	Torque @ Rated RPM	91.0 (12.6) @ 1800 RPM	104.0 (14.4) @ 1800 RPM	108.0 (14.9) @ 1400 RPM
	46	Number of Cylinders / Displacement	4 / 1998 (122)	4 / 1998 (122)	4 / 2659 (162)
	47	Transmission Type, Standard	Electronic Powershift	Electronic Powershift	Electronic Powershift
		Standard Speeds Fwd-Rev   <b>Optional</b> Speeds Fwd-Rev	1-1   N/A	1-1   N/A	1-1   N/A
	48	Noise Level, LEQ	78	78	78
	49	Hydraulic Tank Capacity (Drain and Refill)	10.5 (39.7)	10.5 (39.7)	10.5 (39.7)
	50	Fuel Tank Capacity (Gasoline-Powered Units Only)	13.9 (52.7)	13.9 (52.7)	13.9 (52.7)
51	Auxiliary Hydraulic Pressure Relief for Attachments	2250 (15.5)	2250 (15.5)	2250 (15.5)	



# Hyster H50FT Lift Truck Dimensions

5

		Hyster Company	Hyster Company	Hyster Company	Hyster Company	
		H50FT	H50FT	H50FT	H50FT	
GENERAL	1	Manufacturer Name	Hyster Company	Hyster Company	Hyster Company	
	2	Model	H50FT	H50FT	H50FT	
		Manufacturer Designation	Fortis™ Package	Fortis™ Package	Fortis™ Package	
		Transmission	Electronic Powershift	Electronic Powershift	Electronic Powershift	
		Engine	Mazda 2.0L	Mazda 2.0L	Yanmar 2.6L	
	3	Rated Capacity	5000 (2268) lb. (kg)	5000 (2268)	5000 (2268)	
	4	Load Center Distance	24.0 (610) in. (mm)	24.0 (610)	24.0 (610)	
	5	Power Type - Gasoline, LPG, Diesel	LP	Gas	Diesel	
	6	Operator Type	Sit-Down Rider	Sit-Down Rider	Sit-Down Rider	
	7	Step Height	15.0 (382) in. (mm)	15.0 (382)	15.0 (382)	
DIMENSIONS	8	Tire Type - Cushion, Solid, Pneumatic	Pneumatic	Pneumatic	Pneumatic	
	9	Wheels Number - Front / Rear	2x / 2	2x / 2	2x / 2	
	10	Lift Height, Top of Fork (TOF)	129 (3292) in. (mm)	129 (3292)	129 (3292)	
	11	Lift Heights, Standard Limited Free Lift (LFL) with LBR (TOF)	5 (140) in. (mm)	5 (140)	5 (140)	
		Lift Heights, Optional Full Free Lift (FFL) with LBR (TOF)	61 (1565) in. (mm)	61 (1565)	61 (1565)	
	12	Standard Carriage Width	42.0 (1067) in. (mm)	42.0 (1067)	42.0 (1067)	
	13	Forks, Thickness x Width x Length	1.6 X 3.9 X 42.0 in. (mm)	1.6 X 3.9 X 42.0	1.6 X 3.9 X 42.0	
		Forks, Thickness x Width x Length	(40 X 100 X 1067) (mm)	(40 X 100 X 1067)	(40 X 100 X 1067)	
	14	Fork Spread, Outside Dimensions	43.3 (1099) in. (mm)	43.3 (1099)	43.3 (1099)	
	15	Mast Tilt Angles, Forward / Backward	6F / 10B Degrees °	6F / 10B	6F / 10B	
	16	Length To Face of Forks	100.7 (2559) in. (mm)	100.7 (2559)	100.7 (2559)	
	17	Overall Width, Standard Tread	45.6 (1157) in. (mm)	45.6 (1157)	45.6 (1157)	
		Overall Width, Wide Tread	52.6 (1336) in. (mm)	52.6 (1336)	52.6 (1336)	
	18	Height, Standard Mast - Lowered	86 (2170) in. (mm)	86 (2170)	86 (2170)	
	19	Height, Standard Mast - Extended with LBR	147 (3715) in. (mm)	147 (3715)	147 (3715)	
		Height, Standard Mast - Extended without LBR	123 (3100) in. (mm)	123 (3100)	123 (3100)	
	20	Height, Standard Overhead Guard	85 (2160) in. (mm)	85 (2160)	85 (2160)	
		Height, Optional Overhead Guard	82 (2093) in. (mm)	82 (2093)	82 (2093)	
	21	Turning Radius, Minimum Outside (OTR)	84.6 (2149) in. (mm)	84.6 (2149)	84.6 (2149)	
	22	Length, Center of Wheel to Face of Forks	18.5 (471) in. (mm)	18.5 (471)	18.5 (471)	
	23	Aisle Width, Right Angle Stack (Add Length of Load)	105.7 (2686) in. (mm)	105.7 (2686)	105.7 (2686)	
	24	Equal Aisle, 90-Degree Intersecting Aisle	81.0 (2056) in. (mm)	81.0 (2056)	81.0 (2056)	
	PERFORMANCE †	25	Travel Speed, Standard Transmission <i>RL/NL</i>	11.2 / 11.9 mph (km / h)	11.2 / 11.9	11.3 / 11.9
			Travel Speed, DuraMatch™ Plus2 Transmission <i>RL/NL</i>	N/A mph (km / h)	N/A	N/A
		26	Lift Speed, Standard 2-Stage LFL <i>RL/NL</i>	111.0 (.56) / 113.0 (.57) ft. / min (m / s)	111.0 (.56) / 113.0 (.57)	131.0 (.67) / 134.0 (.68)
		Lift Speed, Optional 2-Stage FFL <i>RL/NL</i>	99.0 (.50) / 101.0 (.51) ft. / min (m / s)	99.0 (.50) / 101.0 (.51)	118.0 (.60) / 120.0 (.61)	
		Lift Speed, Optional 3-Stage FFL <i>RL/NL</i>	105.0 (.53) / 107.0 (.54) ft. / min (m / s)	105.0 (.53) / 107.0 (.54)	125.0 (.64) / 127.0 (.65)	
27		Lowering Speed, Standard 2-Stage LFL <i>RL/NL</i>	98.0 (.50) / 83.0 (.42) ft. / min (m / s)	98.0 (.50) / 83.0 (.42)	98.0 (.50) / 83.0 (.42)	
		Lowering Speed, Optional 2-Stage FFL <i>RL/NL</i>	98.0 (.50) / 83.0 (.42) ft. / min (m / s)	98.0 (.50) / 83.0 (.42)	98.0 (.50) / 83.0 (.42)	
		Lowering Speed, Optional 3-Stage FFL <i>RL/NL</i>	98.0 (.50) / 83.0 (.42) ft. / min (m / s)	98.0 (.50) / 83.0 (.42)	98.0 (.50) / 83.0 (.42)	
28		Drawbar Pull, Standard Transmission @ 1 mph <i>RL/NL</i>	2948 (13.1) / 2573 (11.4) lb. (kg)	3700 (16.5) / 2573 (11.4)	3696 (16.4) / 2573 (11.4)	
		Drawbar Pull, DuraMatch™ Plus2 @ 1 mph <i>RL/NL</i>	N/A lb. (kg)	N/A	N/A	
		Drawbar Pull, Standard Transmission @ 3 mph <i>RL/NL</i>	1900 (8.45) / 2000 (8.9) lb. (kg)	2300 (10.2) / 2400 (10.7)	2650 (11.8) / 2500 (11.1)	
		Drawbar Pull, DuraMatch™ Plus2 @ 3 mph <i>RL/NL</i>	N/A lb. (kg)	N/A	N/A	
29		Gradeability, Standard Transmission @ 1 mph <i>RL/NL</i>	22.0 / 29.3 Percent %	26.4 / 29.3	26.2 / 29.3	
		Gradeability, DuraMatch™ Plus2 @ 1 mph <i>RL/NL</i>	N/A Percent %	N/A	N/A	
		Gradeability, Standard Transmission @ 3 mph <i>RL/NL</i>	13.0 / 22.0 Percent %	16 / 27.1	21.0 / 29.3	
	Gradeability, DuraMatch™ Plus2 @ 3 mph <i>RL/NL</i>	N/A Percent %	N/A	N/A		
WEIGHT	31	Weight, Standard Truck (2 Stg. LFL 86 / 129) <i>NL</i>	8730 (3969) lb. (kg.)	8730 (3969)	8730 (3969)	
		Weight, Standard Truck (2 Stg. LFL 86 / 129) <i>RL</i>	13730 (6241) lb. (kg.)	13730 (6241)	13730 (6241)	
	32	Axle Loads, Static Front / Rear <i>NL</i>	3943 (1792) / 4755 (2161) lb. (kg.)	3943 (1792) / 4755 (2161)	3943 (1792) / 4755 (2161)	
		Axle Loads, Static Front / Rear <i>RL</i>	12271 (5778) / 1427 (649) lb. (kg.)	12271 (5778) / 1427 (649)	12271 (5778) / 1427 (649)	
TIRES & WHLS	33	Tire Size, Front	7.00 X 12 -12	7.00 X 12 - 12	7.00 X 12 - 12	
	34	Tire Size, Rear	6.00 X 9	6.00 X 9	6.00 X 9	
	35	Wheelbase	63.9 (1623) in. (mm)	63.9 (1623)	63.9 (1623)	
	37	Ground Clearance, Lowest Point <i>NL</i> (with <i>RL</i> subtract -6mm)	5.2 (132) in. (mm)	5.2 (132)	5.2 (132)	
	38	Ground Clearance, Center of Wheelbase <i>NL</i>	6.3 (160) in. (mm)	6.3 (160)	6.3 (160)	
	39	Service / Parking - Method of Control	Foot / Hydraulic	Foot / Hydraulic	Foot / Hydraulic	
	40	Service / Parking - Method of Operation	Hand / Mechanical	Hand / Mechanical	Hand / Mechanical	
POWERTRAIN	41	Battery Type	Maintenance Free	Maintenance Free	Maintenance Free	
	42	Volts / Cold Cranking Amps	12 / 475 v / cca	12 / 475	12 / 770	
	43	Engine, Manufacturer Model	Mazda FE	Mazda FE	Yanmar	
	44	Output	40 hp	46	48	
	45	Torque @ Rated RPM	91.0 (12.6) @ 1800 RPM ft Lbs. (Kgm)	104.0 (14.4) @ 1800 RPM	108.0 (14.9) @ 1400 RPM	
	46	Number of Cylinders / Displacement	4 / 1998 (122) No. / cc (ci)	4 / 1998 (122)	4 / 2659 (162)	
	47	Transmission Type, Standard	Electronic Powershift	Electronic Powershift	Electronic Powershift	
		Standard Speeds Fwd-Rev   Optional Speeds Fwd-Rev	1-1   N/A	1-1   N/A	1-1   N/A	
	48	Noise Level, LEQ	78 db(A)	78	78	
	49	Hydraulic Tank Capacity (Drain & Refill)	10.5 (39.7) gal. (litre)	10.5 (39.7)	10.5 (39.7)	
	50	Fuel Tank Capacity (Gasoline & Diesel-Powered Units Only)	13.9 (52.7) gal. (litre)	13.9 (52.7)	13.9 (52.7)	
51	Auxiliary Hydraulic Pressure Relief for Attachments	2250 (15.5) PSI (Mpa)	2250 (15.5)	2250 (15.5)		

**CERTIFICATION:** These Hyster lift trucks meet design specifications of Part II ANSI B56.1-1969, as required by OSHA Section 1910.178(a)(2) and also comply with Part III ANSI B56.1-revision in effect at time of manufacture. Certification of compliance with the applicable ANSI standards appears on the lift truck.

† **NOTE:** Performance specifications / ratings are for truck equipped as described under Standard Equipment in this Technical Guide. Performance specifications are affected by the condition of the vehicle and how it is equipped, as well as by the nature and condition of the operating area. Specifications are subject to change and the proposed application should be discussed with your authorized Hyster Company Dealer.

†† Limited by traction. For further information on this dimension, please contact your local Hyster Company dealer.

	Hyster Company H50FT Fortis™ Advance Package DuraMatch™	Hyster Company H50FT Fortis™+ Package Electronic Powershift	Hyster Company H50FT Fortis™ Advance Package DuraMatch™	Hyster Company H50FT Fortis™ Advance Package DuraMatch™	Hyster Company H50FT Fortis™ Advance+ Package DuraMatch™ Plus (standard) or DuraMatch™ Plus2 (optional)	Hyster Company H50FT Fortis™ Advance+ Package DuraMatch™ Plus2 (optional)	Hyster Company H50FT Fortis™ Advance+ Package DuraMatch™ Plus2 (optional)
Mazda 2.2L		Mazda 2.2L		Yanmar 2.6L		GM 2.4L	Yanmar 3.3L
5000 (2268)		5000 (2268)		5000 (2268)		5000 (2268)	5000 (2268)
24.0 (610)		24.0 (610)		24.0 (610)		24.0 (610)	24.0 (610)
LP		Gas		Diesel		LP	Diesel
Sit-Down Rider		Sit-Down Rider		Sit-Down Rider		Sit-Down Rider	Sit-Down Rider
15.0 (382)		15.0 (382)		15.0 (382)		15.0 (382)	15.0 (382)
Pneumatic		Pneumatic		Pneumatic		Pneumatic	Pneumatic
2x / 2		2x / 2		2x / 2		2x / 2	2x / 2
129 (3292)		129 (3292)		129 (3292)		129 (3292)	129 (3292)
5 (140)		5 (140)		5 (140)		5 (140)	5 (140)
61 (1565)		61 (1565)		61 (1565)		61 (1565)	61 (1565)
42.0 (1067)		42.0 (1067)		42.0 (1067)		42.0 (1067)	42.0 (1067)
1.6 X 3.9 X 42.0		1.6 X 3.9 X 42.0		1.6 X 3.9 X 42.0		1.6 X 3.9 X 42.0	1.6 X 3.9 X 42.0
(40 X 100 X 1067)		(40 X 100 X 1067)		(40 X 100 X 1067)		(40 X 100 X 1067)	(40 X 100 X 1067)
43.3 (1099)		43.3 (1099)		43.3 (1099)		43.3 (1099)	43.3 (1099)
6F / 10B		6F / 10B		6F / 10B		6F / 10B	6F / 10B
100.7 (2559)		100.7 (2559)		100.7 (2559)		100.7 (2559)	100.7 (2559)
45.6 (1157)		45.6 (1157)		45.6 (1157)		45.6 (1157)	45.6 (1157)
52.6 (1336)		52.6 (1336)		52.6 (1336)		52.6 (1336)	52.6 (1336)
86 (2170)		86 (2170)		86 (2170)		86 (2170)	86 (2170)
147 (3715)		147 (3715)		147 (3715)		147 (3715)	147 (3715)
123 (3100)		123 (3100)		123 (3100)		123 (3100)	123 (3100)
85 (2160)		85 (2160)		85 (2160)		85 (2160)	85 (2160)
82 (2093)		82 (2093)		82 (2093)		82 (2093)	82 (2093)
84.6 (2149)		84.6 (2149)		84.6 (2149)		84.6 (2149)	84.6 (2149)
18.5 (471)		18.5 (471)		18.5 (471)		18.5 (471)	18.5 (471)
105.7 (2686)		105.7 (2686)		105.7 (2686)		105.7 (2686)	105.7 (2686)
81.0 (2056)		81.0 (2056)		81.0 (2056)		81.0 (2056)	81.0 (2056)
11.2 / 11.9		11.2 / 11.9		11.3 / 11.9		11.6 / 12.3	12.4 / 13.1
N/A		N/A		N/A		12.3 / 13.0	13.0 / 13.0
111.0 (.56) / 113.0 (.57)		111.0 (.56) / 113.0 (.57)		131.0 (.67) / 134.0 (.68)		119.0 (.60) / 121.0 (.61)	129.0 (.66) / 131.0 (.67)
99.0 (.50) / 101.0 (.51)		99.0 (.50) / 101.0 (.51)		118.0 (.60) / 120.0 (.61)		106.0 (.54) / 108.0 (.55)	118.0 (.60) / 120.0 (.61)
105.0 (.53) / 107.0 (.54)		105.0 (.53) / 107.0 (.54)		125.0 (.64) / 127.0 (.65)		113.0 (.57) / 115.0 (.58)	123.0 (.62) / 125.0 (.63)
98.0 (.50) / 83.0 (.42)		98.0 (.50) / 83.0 (.42)		98.0 (.50) / 83.0 (.42)		98.0 (.50) / 83.0 (.42)	98.0 (.50) / 83.0 (.42)
98.0 (.50) / 83.0 (.42)		98.0 (.50) / 83.0 (.42)		98.0 (.50) / 83.0 (.42)		98.0 (.50) / 83.0 (.42)	98.0 (.50) / 83.0 (.42)
98.0 (.50) / 83.0 (.42)		98.0 (.50) / 83.0 (.42)		98.0 (.50) / 83.0 (.42)		98.0 (.50) / 83.0 (.42)	98.0 (.50) / 83.0 (.42)
4058 (18.1) / 2573 (11.4)		4058 (18.1) / 2573 (11.4)		3696 (16.4) / 2573 (11.4)		4277 (19.0) / 2573 (11.4)	4863 (21.6) / 2573 (11.4)
N/A		N/A		N/A		4900 (21.8) / 2573 (11.5)	4900 (21.8) / 2573 (11.4)
2550 (11.1)		2550 (11.3) / 2600 (11.6)		2650 (11.8) / 2500 (11.1)		2900 (12.9) / 2573 (11.5)	3700 (16.5) / 3700 (16.5)
N/A		N/A		N/A		3550 (15.8) / 2573 (11.5)	4700 (20.9) / 4400 (19.6)
28.8 / 29.3		28.8 / 29.3		26.2 / 29.3		30.5 / 29.3	35.1 / 29.3
N/A		N/A		N/A		35.4 / 29.3	35.4 / 29.3
19.0 / 30.0		19.0 / 30.0		21.0 / 29.3		21.0 / 29.3	26.0 / 29.3
N/A		N/A		N/A		25.0 / 29.3	33.8 / 29.3
8730 (3969)		8730 (3969)		8730 (3969)		8730 (3969)	8730 (3969)
13730 (6241)		13730 (6241)		13730 (6241)		13730 (6241)	13730 (6241)
3943 (1792) / 4755 (2161)		3943 (1792) / 4755 (2161)		3943 (1792) / 4755 (2161)		3943 (1792) / 4755 (2161)	3943 (1792) / 4755 (2161)
12271 (5778) / 1427 (649)		12271 (5778) / 1427 (649)		12271 (5778) / 1427 (649)		12271 (5778) / 1427 (649)	12271 (5778) / 1427 (649)
7.00 X 12 -12		7.00 X 12 -12		7.00 X 12 -12		7.00 X 12 -12	7.00 X 12 -12
6.00 X 9		6.00 X 9		6.00 X 9		6.00 X 9	6.00 X 9
63.9 (1623)		63.9 (1623)		63.9 (1623)		63.9 (1623)	63.9 (1623)
5.2 (132)		5.2 (132)		5.2 (132)		5.2 (132)	5.2 (132)
6.3 (160)		6.3 (160)		6.3 (160)		6.3 (160)	6.3 (160)
Foot / Hydraulic		Foot / Hydraulic		Foot / Hydraulic		Foot / Hydraulic	Foot / Hydraulic
Hand / Mechanical		Hand / Mechanical		Hand / Mechanical		Hand / Mechanical	Hand / Mechanical
Maintenance Free		Maintenance Free		Maintenance Free		Maintenance Free	Maintenance Free
12 / 475		12 / 475		12 / 770		12 / 475	12 / 770
Mazda F2		Mazda F2		Yanmar		GM	Yanmar
50		50		48		62	65
115.0 (15.9) @ 1800 RPM		115.0 (15.9) @ 1800 RPM		108.0 (14.9) @ 1400 RPM		123.0 (17.0) @ 2650 RPM	155.0 (21.4) @ 1700 RPM
4 / 2184 (133)		4 / 2184 (133)		4 / 2659 (162)		4 / 2405 (147)	4 / 3319 (202)
DuraMatch™		Electronic Powershift		DuraMatch™		DuraMatch Plus	DuraMatch Plus
1-1   N/A		1-1   N/A		1-1   N/A		1-1   2-1	1-1   2-1
78		78		78		78	78
10.5 (39.7)		10.5 (39.7)		10.5 (39.7)		10.5 (39.7)	10.5 (39.7)
13.9 (52.7)		13.9 (52.7)		13.9 (52.7)		13.9 (52.7)	13.9 (52.7)
2250 (15.5)		2250 (15.5)		2250 (15.5)		2250 (15.5)	2250 (15.5)

# Hyster H60FT Lift Truck Dimensions

7

		Hyster Company	Hyster Company	Hyster Company	Hyster Company
		H60FT	H60FT	H60FT	H60FT
GENERAL	1	Manufacturer Name	Hyster Company	Hyster Company	Hyster Company
	2	Model	H60FT	H60FT	H60FT
	3	Manufacturer Designation	Fortis™ Package	Fortis™ Package	Fortis™ Package
		Transmission	Electronic Powershift	Electronic Powershift	Electronic Powershift
		Engine	Mazda 2.0L	Mazda 2.0L	Yanmar 2.6L
	3	Rated Capacity	6000 (2722) lb. (kg)	6000 (2722)	6000 (2722)
	4	Load Center, Distance	24.0 (610) in. (mm)	24.0 (610)	24.0 (610)
	5	Power Type - Gasoline, LPG, Diesel	LP	Gas	Diesel
	6	Operator Type	Sit-Down Rider	Sit-Down Rider	Sit-Down Rider
	7	Step Height	16.0 (407) in. (mm)	16.0 (407)	16.0 (407)
DIMENSIONS	8	Tire Type - Cushion, Solid, Pneumatic	Pneumatic	Pneumatic	Pneumatic
	9	Wheels, Number - Front / Rear	2x / 2	2x / 2	2x / 2
	10	Lift Height, Top of Fork (TOF)	126 (3209) in. (mm)	126 (3209)	126 (3209)
	11	Lift Heights, Standard Limited Free Lift (LFL) with LBR (TOF)	5 (140) in. (mm)	5 (140)	5 (140)
		Lift Heights, <b>Optional</b> Full Free Lift (FFL) with LBR (TOF)	58 (1490) in. (mm)	58 (1490)	58 (1490)
	12	Standard Carriage Width	42.0 (1067) in. (mm)	42.0 (1067)	42.0 (1067)
	13	Forks, Thickness x Width x Length	2.0 X 4.9 X 42.0 in.	2.0 X 4.9 X 42.0	2.0 X 4.9 X 42.0
		Forks, Thickness x Width x Length	(50 X 125 X 1067) (mm)	(50 X 125 X 1067)	(50 X 125 X 1067)
	14	Fork Spread, Outside Dimensions	43.3 (1099) in. (mm)	43.3 (1099)	43.3 (1099)
	15	Mast Tilt Angles, Forward / Backward	6F / 10B Degrees°	6F / 10B	6F / 10B
	16	Length To Face of Forks	103.7 (2633) in. (mm)	103.7 (2633)	103.7 (2633)
	17	Overall Width, Standard Tread	45.6 (1157) in. (mm)	45.6 (1157)	45.6 (1157)
		Overall Width, Wide Tread	52.6 (1336) in. (mm)	52.6 (1336)	52.6 (1336)
	18	Height, Standard Mast - Lowered	89 (2245) in. (mm)	89 (2245)	89 (2245)
	19	Height, Standard Mast - Extended with LBR	175 (4330) in. (mm)	175 (4330)	175 (4330)
		Height, Standard Mast - Extended without LBR	154 (3905) in. (mm)	154 (3905)	154 (3905)
	20	Height, Standard Overhead Guard	86 (2185) in. (mm)	86 (2185)	86 (2185)
		Height, <b>Optional</b> Overhead Guard	83 (2118) in. (mm)	83 (2118)	83 (2118)
	21	Turning Radius, Minimum Outside (OTR)	90.0 (2277) in. (mm)	90.0 (2277)	90.0 (2277)
	22	Length, Center of Wheel to Face of Forks	18.8 (478) in. (mm)	18.8 (478)	18.8 (478)
	23	Aisle Width, Right Angle Stack (Add Length of Load)	108.5 (2757) in. (mm)	108.5 (2757)	108.5 (2757)
	24	Equal Aisle, 90-Degree Intersecting Aisle	82.6 (2099) in. (mm)	82.6 (2099)	82.6 (2099)
	25	Travel Speed, Standard Transmission <i>RL/NL</i>	11.2 / 11.9 mph (km / h)	11.2 / 11.9	11.3 / 11.9
		Travel Speed, <b>DuraMatch™ Plus2</b> Transmission <i>RL/NL</i>	N/A	N/A	N/A
	26	Lift Speed, Standard 2-Stage LFL <i>RL/NL</i>	93.0 (.47) / 95.0 (.48) ft. / min (m / s)	97.0 (.49) / 99.0 (.50)	108.0 (.55) / 110.0 (.56)
	Lift Speed, <b>Optional</b> 2-Stage FFL <i>RL/NL</i>	95.0 (.46) / 93.0 (.47) ft. / min (m / s)	95.0 (.48) / 97.0 (.49)	106.0 (.54) / 108.0 (.55)	
	Lift Speed, <b>Optional</b> 3-Stage FFL <i>RL/NL</i>	93.0 (.47) / 95.0 (.48) ft. / min (m / s)	93.0 (.47) / 95.0 (.48)	104.0 (.53) / 106.0 (.54)	
27	Lowering Speed, Standard 2-Stage LFL <i>RL/NL</i>	98.0 (.50) / 83.0 (.42) ft. / min (m / s)	98.0 (.50) / 83.0 (.42)	98.0 (.50) / 83.0 (.42)	
	Lowering Speed, <b>Optional</b> 2-Stage FFL <i>RL/NL</i>	98.0 (.50) / 83.0 (.42) ft. / min (m / s)	98.0 (.50) / 83.0 (.42)	98.0 (.50) / 83.0 (.42)	
	Lowering Speed, <b>Optional</b> 3-Stage FFL <i>RL/NL</i>	98.0 (.50) / 83.0 (.42) ft. / min (m / s)	98.0 (.50) / 83.0 (.42)	98.0 (.50) / 83.0 (.42)	
28	Drawbar Pull, Standard Transmission @ 1 mph <i>RL/NL</i>	2910 (12.9) / 2631 (11.7) lb. (kg)	3428 (15.2) / 2631 (11.7)	3675 (16.3) / 2631 (11.7)	
	Drawbar Pull, <b>DuraMatch™ Plus2</b> @ 1 mph <i>RL/NL</i>	N/A	N/A	N/A	
	Drawbar Pull, Standard Transmission @ 3 mph <i>RL/NL</i>	1823 (8.1) / 1900 (8.5) lb. (kg)	2250 (10.0) / 2400 (10.7)	2500 (11.1) / 2600 (11.6)	
	Drawbar Pull, <b>DuraMatch™ Plus2</b> @ 3 mph <i>RL/NL</i>	N/A	N/A	N/A	
29	Gradeability, Standard Transmission @ 1 mph <i>RL/NL</i>	17.6 / 26.6 Percent %	20.8 / 26.6	22.6 / 26.6	
	Gradeability, <b>DuraMatch™ Plus2</b> @ 1 mph <i>RL/NL</i>	N/A	N/A	N/A	
	Gradeability, Standard Transmission @ 3 mph <i>RL/NL</i>	11.0 / 19.0 Percent %	13.0 / 24.0	15.0 / 26.6	
	Gradeability, <b>DuraMatch™ Plus2</b> @ 1 mph <i>RL/NL</i>	N/A	N/A	N/A	
31	Weight, Standard Truck (2-Stage LFL 86 / 129) <i>NL</i>	9763 (4438) lb. (kg.)	9763 (4438)	9763 (4438)	
	Weight, Standard Truck (2-Stage LFL 86 / 129) <i>RL</i>	15763 (7165) lb. (kg.)	15763 (7165)	15763 (7165)	
32	Axle Loading, Static Front / Rear <i>NL</i>	4112 (1869) / 5628 (2558) lb. (kg.)	4112 (1869) / 5628 (2558)	4112 (1869) / 5628 (2558)	
	Axle Loading, Static Front / Rear <i>RL</i>	14151 (6432) / 1588 (722) lb. (kg.)	14151 (6432) / 1588 (722)	14151 (6432) / 1588 (722)	
33	Tire Size, Front	28 X 9 - 15	28 X 9 - 15	28 X 9 - 15	
34	Tire Size, Rear	6.50 X 9	6.50 X 9	6.50 X 9	
35	Wheelbase	63.9 (1623) in. (mm)	63.9 (1623)	63.9 (1623)	
37	Ground Clearance, Lowest Point <i>NL (with RL subtract -6mm)</i>	6.2 (157) in. (mm)	6.2 (157)	6.2 (157)	
38	Ground Clearance, Center of Wheelbase <i>NL</i>	6.3 (160) in. (mm)	6.3 (160)	6.3 (160)	
39	Service / Parking - Method of Control	Foot / Hydraulic	Foot / Hydraulic	Foot / Hydraulic	
40	Service / Parking - Method of Operation	Hand / Mechanical	Hand / Mechanical	Hand / Mechanical	
41	Battery Type	Maintenance Free	Maintenance Free	Maintenance Free	
42	Volts / Cold Cranking Amps	12 / 475 v / cca	12 / 475	12 / 770	
43	Engine, Manufacturer / Model	Mazda FE	Mazda FE	Yanmar	
44	Permanent Output	40 hp	50	48	
45	Torque @ rated RPM	91.0 (12.6) @ 1800 RPM ft Lbs. (kgm)	104.0 (14.4) @ 1800 RPM	108.0 (14.9) @ 1400 RPM	
46	Number of Cylinders / Displacement	4 / 1998 (122) No. cc (ci)	4 / 1998 (122)	4 / 2659 (162)	
47	Transmission Type, Standard	Electronic Powershift	Electronic Powershift	Electronic Powershift	
	Standard Speeds Fwd-Rev   <b>Optional</b> Speeds Fwd-Rev	1-1   N/A	1-1   N/A	1-1   N/A	
48	Noise Level, LEQ	78 db(A)	78	78	
49	Hydraulic Tank, Capacity (Drain and Refill)	10.5 (39.7) gal. (litre)	10.5 (39.7)	10.5 (39.7)	
50	Fuel Tank, Capacity (Gasoline & Diesel-Powered Units Only)	13.9 (52.7) gal. (litre)	13.9 (52.7)	13.9 (52.7)	
51	Auxiliary Hydraulic Pressure Relief for Attachments	2250 (15.5) PSI (Mpa)	2250 (15.5)	2250 (15.5)	



# Hyster H70FT Lift Truck Dimensions

9

		Manufacturer Name	HysterCompany	HysterCompany	HysterCompany	HysterCompany
GENERAL	1	Manufacturer Name	HysterCompany	HysterCompany	HysterCompany	HysterCompany
	2	Model	H70FT	H70FT	H70FT	H70FT
		Manufacturer Designation	Fortis™ Package	Fortis™ Package	Fortis™ Package	Fortis™ Package
		Transmission	Electronic Powershift	Electronic Powershift	Electronic Powershift	Electronic Powershift
		Engine	Mazda 2.2L	Mazda 2.2L	Yanmar 3.3L	Yanmar 3.3L
	3	Rated Capacity	lb. (kg)	7000 (3175)	7000 (3175)	7000 (3175)
	4	Load Center, Distance	in. (mm)	24.0 (610)	24.0 (610)	24.0 (610)
	5	Power Type - Gasoline, LPG, Diesel		LP	Gas	Diesel
	6	Operator Type		Sit-Down Rider	Sit-Down Rider	Sit-Down Rider
	7	Step Height	in. (mm)	16.0 (407)	16.0 (407)	16.0 (407)
DIMENSIONS	8	Tire Type - Cushion, Solid, Pneumatic		Pneumatic	Pneumatic	Pneumatic
	9	Wheels, Number - Front / Rear		2x / 2	2x / 2	2x / 2
	10	Lift Height, Top of Fork (TOF)	in. (mm)	126 (3209)	126 (3209)	126 (3209)
	11	Lift Heights, Standard Limited Free Lift (LFL) with LBR (TOF)	in. (mm)	5 (140)	5 (140)	5 (140)
		Lift Heights, <b>Optional</b> Full Free Lift (FFL) with LBR (TOF)	in. (mm)	58 (1490)	58 (1490)	58 (1490)
	12	Standard Carriage Width	in. (mm)	42.0 (1067)	42.0 (1067)	42.0 (1067)
	13	Forks, Thickness x Width x Length	in.	2.0 X 4.9 X 42.0	2.0 X 4.9 X 42.0	2.0 X 4.9 X 42.0
		Forks, Thickness x Width x Length	(mm)	(50 X 125 X 1067)	(50 X 125 X 1067)	(50 X 125 X 1067)
	14	Fork Spread, Outside Dimensions	in. (mm)	43.3 (1099)	43.3 (1099)	43.3 (1099)
	15	Mast Tilt Angles, Forward / Backward	Degrees °	6F / 10B	6F / 10B	6F / 10B
	16	Length To Face of Forks	in. (mm)	107.6 (2734)	107.6 (2734)	107.6 (2734)
	17	Overall Width, Standard Tread	in. (mm)	45.6 (1157)	45.6 (1157)	45.6 (1157)
		Overall Width, Wide Tread	in. (mm)	52.6 (1336)	52.6 (1336)	52.6 (1336)
	18	Height, Standard Mast - Lowered	in. (mm)	89 (2245)	89 (2245)	89 (2245)
	19	Height, Standard Mast - Extended with LBR	in. (mm)	175 (4330)	175 (4330)	175 (4330)
		Height, Standard Mast - Extended without LBR	in. (mm)	154 (3905)	154 (3905)	154 (3905)
	20	Height, Standard Overhead Guard	in. (mm)	86 (2185)	86 (2185)	86 (2185)
		Height, <b>Optional</b> Overhead Guard	in. (mm)	83 (2118)	83 (2118)	83 (2118)
	21	Turning Radius, Minimum Outside (OTR)	in. (mm)	93.7 (2380)	93.7 (2380)	93.7 (2380)
	22	Length, Center of Wheel to Face of Forks	in. (mm)	18.8 (478)	18.8 (478)	18.8 (478)
	23	Aisle Width, Right Angle Stack (Add Length of Load)	in. (mm)	112.6 (2860)	112.6 (2860)	112.6 (2860)
	24	Equal Aisle, 90-Degree Intersecting Aisle	in. (mm)	84.3 (2142)	84.3 (2142)	84.3 (2142)
	25	Travel Speed, Standard Transmission <i>RL/NL</i>	mph (km / h)	11.2 / 11.9	11.2 / 11.9	12.4 / 13.1
		Travel Speed, <b>DuraMatch™ Plus2</b> Transmission <i>RL/NL</i>	mph (km / h)	N/A	N/A	N/A
	26	Lift Speed, Standard 2-Stage LFL <i>RL/NL</i>	ft. / min (m / s)	97.0 (.49) / 99.0 (.50)	97.0 (.49) / 99.0 (.50)	116.0 (.59) / 117.0 (.60)
	Lift Speed, <b>Optional</b> 2-Stage FFL <i>RL/NL</i>	ft. / min (m / s)	95.0 (.48) / 97.0 (.49)	95.0 (.48) / 97.0 (.49)	112.0 (.57) / 115.0 (.58)	
	Lift Speed, <b>Optional</b> 3-Stage FFL <i>RL/NL</i>	ft. / min (m / s)	93.0 (.47) / 95.0 (.48)	93.0 (.47) / 95.0 (.48)	112.0 (.57) / 115.0 (.58)	
27	Lowering Speed, Standard 2-Stage LFL <i>RL/NL</i>	ft. / min (m / s)	98.0 (.50) / 83.0 (.42)	98.0 (.50) / 83.0 (.42)	98.0 (.50) / 83.0 (.42)	
	Lowering Speed, <b>Optional</b> 2-Stage FFL <i>RL/NL</i>	ft. / min (m / s)	98.0 (.50) / 83.0 (.42)	98.0 (.50) / 83.0 (.42)	98.0 (.50) / 83.0 (.42)	
	Lowering Speed, <b>Optional</b> 3-Stage FFL <i>RL/NL</i>	ft. / min (m / s)	98.0 (.50) / 83.0 (.42)	98.0 (.50) / 83.0 (.42)	98.0 (.50) / 83.0 (.42)	
28	Drawbar Pull, Standard Transmission @ 1 mph	lb. (kg)	3536 (15.7) / 2830 (12.6)	3772 (16.8) / 2830 (12.6)	4828 (21.5) / 2830 (12.6)	
	Drawbar Pull, <b>DuraMatch™ Plus2</b> @ 1 mph	lb. (kg)	N/A	N/A	N/A	
	Drawbar Pull, Standard Transmission @ 3 mph	lb. (kg)	2350 (10.5) / 2500 (11.1)	2550 (11.3) / 2700 (12.0)	3700 (16.5) / 2830 (12.6)	
	Drawbar Pull, <b>DuraMatch™ Plus2</b> @ 3 mph	lb. (kg)	N/A	N/A	N/A	
29	Gradeability, Standard Transmission @ 1 mph <i>RL/NL</i>	Percent %	19.4 / 26.9	20.7 / 26.9	27.1 / 27.0	
	Gradeability, <b>DuraMatch™ Plus2</b> @ 1 mph <i>RL/NL</i>	Percent %	N/A	N/A	N/A	
	Gradeability, Standard Transmission @ 3 mph <i>RL/NL</i>	Percent %	13.5 / 23.0	15.0 / 25.0	20.2 / 27.0	
	Gradeability, <b>DuraMatch™ Plus2</b> @ 3 mph <i>RL/NL</i>	Percent %	N/A	N/A	N/A	
31	Weight, Standard Truck (2 Stg. LFL 86 / 129) <i>NL</i>	lb. (kg.)	10457 (4753)	10457 (4753)	10457 (4753)	
	Weight, Standard Truck (2 Stg. LFL 86 / 129) <i>RL</i>	lb. (kg.)	17457 (7935)	17457 (7935)	17457 (7935)	
32	Axle Loading, Static Front / Rear <i>NL</i>	lb. (kg.)	4024 (1829) / 6401 (2910)	4024 (1829) / 6401 (2910)	4024 (1829) / 6401 (2910)	
	Axle Loading, Static Front / Rear <i>RL</i>	lb. (kg.)	15519 (7054) / 1906 (866)	15519 (7054) / 1906 (866)	15519 (7054) / 1906 (866)	
33	Tire Size, Front		28 X 9 -15	28 X 9 - 15	28 X 9 -15	
34	Tire Size, Rear		6.50 X 10	6.50 X 10	6.50 X 10	
35	Wheelbase	in. (mm)	67.0 (1700)	67.0 (1700)	67.0 (1700)	
37	Ground Clearance, Lowest Point <i>NL (with RL subtract -6mm)</i>	in. (mm)	6.2 (157)	6.2 (157)	6.2 (157)	
38	Ground Clearance, Center of Wheelbase <i>NL</i>	in. (mm)	7.3 (185)	7.3 (185)	7.3 (185)	
39	Service / Parking - Method of Control		Foot / Hydraulic	Foot / Hydraulic	Foot / Hydraulic	
40	Service / Parking - Method of Operation		Hand / Mechanical	Hand / Mechanical	Hand / Mechanical	
41	Battery Type		Maintenance Free	Maintenance Free	Maintenance Free	
42	Volts / Cold Cranking Amps	v / cca	12 / 475	12 / 475	12 / 770	
43	Engine, Manufacturer / Model		Mazda	Mazda	Yanmar	
44	Permanent Output	hp	46	50	65	
45	Torque @ rated RPM	ft Lbs. (kgm)	108.0 (14.9) @ 1800 RPM	115.0 (15.9) @ 1800 RPM	155.0 (21.4) @ 1700 RPM	
46	Number of Cylinders / Displacement	No. cc (ci)	4 / 2184 (133)	4 / 2184 (133)	4 / 3319 (202)	
47	Transmission Type, Standard		Electronic Powershift	Electronic Powershift	Electronic Powershift	
	Standard Speeds Fwd-Rev   <b>Optional</b> Speeds Fwd-Rev		1-1   N/A	1-1   N/A	1-1   N/A	
48	Noise Level, LEQ	db(A)	78	78	78	
49	Hydraulic Tank Capacity (Drain and Refill)	gal. (litre)	10.5 (39.7)	10.5 (39.7)	10.5 (39.7)	
50	Fuel Tank Capacity (Gasoline & Diesel-Powered Units Only)	gal. (litre)	13.9 (52.7)	13.9 (52.7)	13.9 (52.7)	
51	Auxiliary Hydraulic Pressure Relief for Attachments	PSI (Mpa)	2250 (15.5)	2250 (15.5)	2250 (15.5)	

GENERAL

DIMENSIONS

PERFORMANCE †

WEIGHT

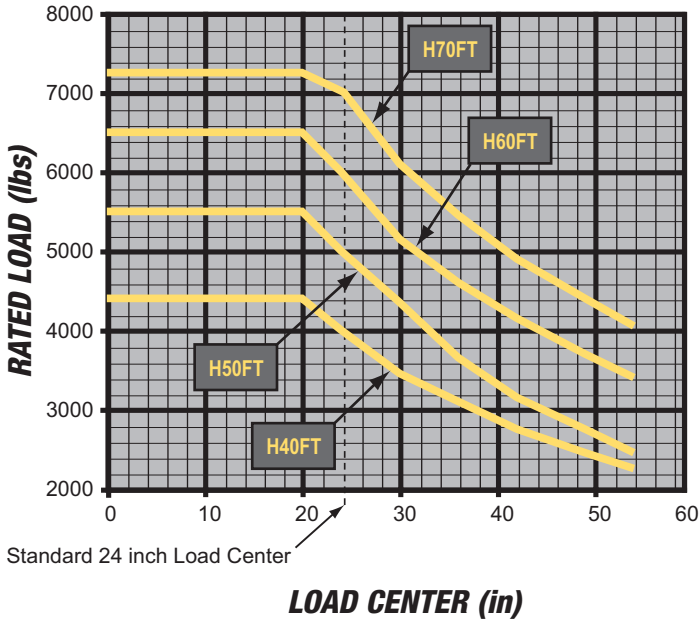
TIRES & WHEELS

POWERTRAIN

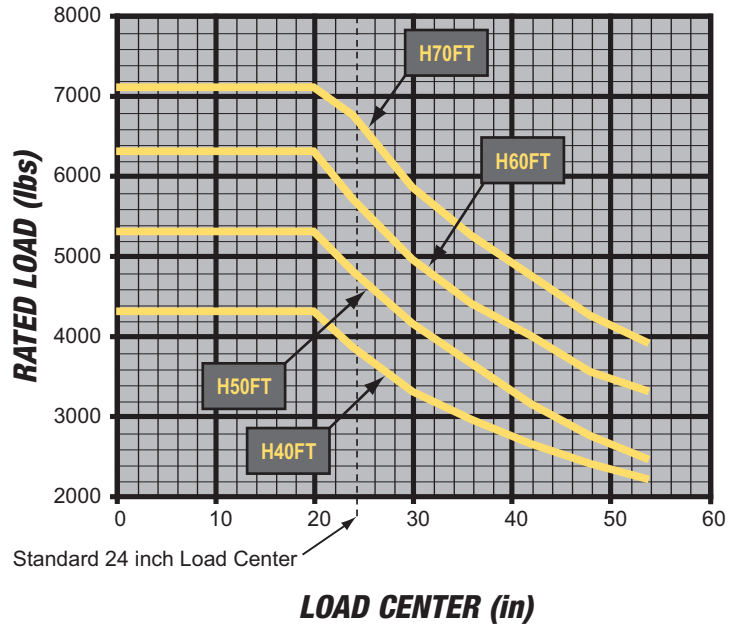


# Hyster H40-70FT Lift Truck Rated Capacities

**RATED LOAD vs. LOAD CENTER**  
STANDARD CARRIAGE  
U. S. CUSTOMARY

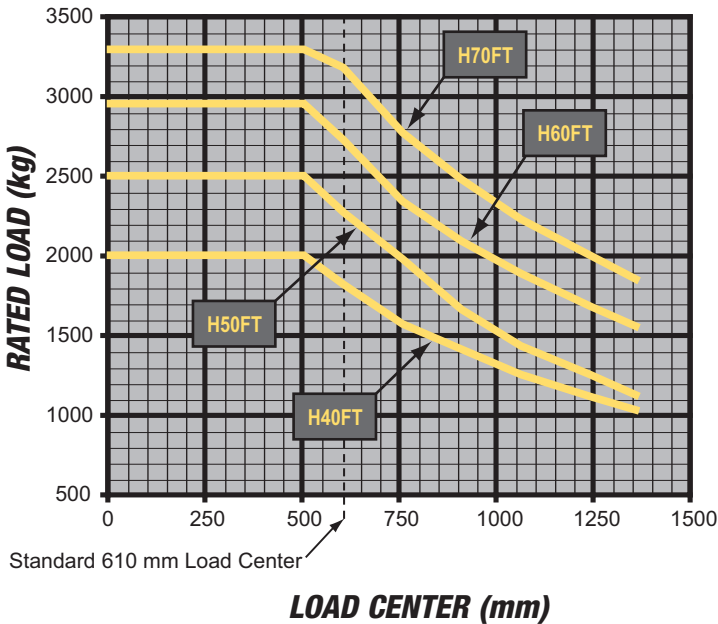


**RATED LOAD vs. LOAD CENTER**  
INTEGRAL SIDESHIFT ATTACHMENT  
U. S. CUSTOMARY

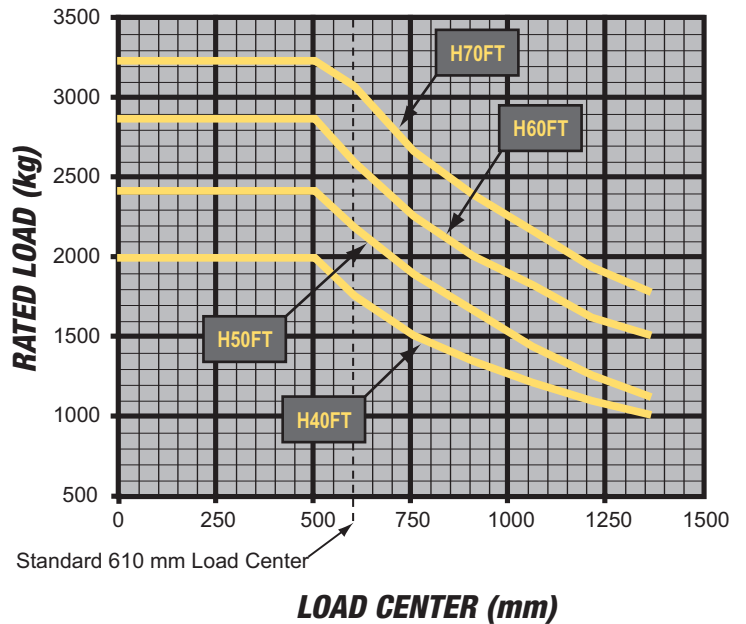


11

**RATED LOAD vs. LOAD CENTER**  
STANDARD CARRIAGE  
METRIC



**RATED LOAD vs. LOAD CENTER**  
INTEGRAL SIDESHIFT ATTACHMENT  
METRIC



**TRUCK CONFIGURATION:**

- 3-Stage FFL mast at highest non-highlift (HNHL) (171.0" (4350 mm) Maximum Fork height (MFH) for H40-50FT and 164.0" (4170 mm) for H60-70FT).
- 42.0" (1067 mm) Standard carriage with lod backrest extension (LBE).
- Basic truck equipped with the Mazda 2.0L gasoline engine with single-speed electronic powershift transmission.

# Hyster H40-50FT Mast Specifications

H40-50FT MAST DIMENSIONS							
Maximum Fork Height (TOF) † in. (mm)	Overall Lowered Height in. (mm)	Overall Extended Height		Free-Lift (TOF)		Approximate Total Weight of Standard Equipped Truck	
		w/ Load Backrest in. (mm)	w/o Load Backrest in. (mm)	w/ Load Backrest in. (mm)	w/o Load Backrest in. (mm)	H40FT/H50FT with RL lbs. (kg)	H40FT/H50FT with NL lbs. (kg)
<b>2-STAGE LIMITED FREE-LIFT (LFL) VISTA® MAST</b>							
129 (3292)	86 (2170)	147 (3715)	123 (3100)	5 (140)	5 (140)	11816 (5359) / 13561 (6151)	7816 (3553) / 8561 (3891)
<b>2-STAGE FULL FREE-LIFT (FFL) VISTA® MAST</b>							
130 (3302)	86 (2170)	179 (4525)	154 (3910)	37 (950)	61 (1565)	11840 (5370) / 13605 (6171)	7860 (3573) / 8605 (3911)
<b>3-STAGE FULL FREE-LIFT (FFL) VISTA® MAST</b>							
171 (4350)	78 (1970)	220 (5570)	195 (4935)	29 (750)	54 (1390)	12102 (5489) / 13847 (6280)	8102 (3683) / 8847 (4021)
189 (4800)	84 (2120)	238 (6020)	213 (5385)	35 (900)	60 (1540)	12179 (5524) / 13924 (6315)	8179 (3718) / 8924 (4056)
194 (4950)	86 (2170)	243 (6170)	218 (5535)	37 (950)	62 (1590)	12201 (5534) / 13946 (6325)	8201 (3728) / 8946 (4066)
200 (5100)	90 (2270)	249 (6320)	224 (5685)	41 (1050)	66 (1690)	12245 (5554) / 13990 (6345)	8245 (3748) / 8990 (4086)
218 (5550)	96 (2420)	267 (6770)	242 (6135)	47 (1200)	72 (1840)	12333 (5594) / 14078 (6385)	8333 (3788) / 9078 (4126)

† Lift heights over 171.5" (4356 mm) maximum fork height are considered highlifts and require reduced capacity and restricted back tilt.  
 Total approximate weights listed include mast, standard carriage, load backrest extension and 70 lbs. LP tank and tank bracket.  
 RL = Rated Load NL = No Load

# Hyster H60-70FT Mast Specifications

12

H60-70FT MAST DIMENSIONS							
Maximum Fork Height (TOF) † in. (mm)	Overall Lowered Height in. (mm)	Overall Extended Height		Free-Lift (TOF)		Approximate Total Weight of Standard Equipped Truck	
		w/ Load Backrest in. (mm)	w/o Load Backrest in. (mm)	w/ Load Backrest in. (mm)	w/o Load Backrest in. (mm)	H60FT/H70FT with RL lbs. (kg)	H60FT/H70FT with NL lbs. (kg)
<b>2-STAGE LIMITED FREE-LIFT (LFL) VISTA® MAST</b>							
126 (3209)	89 (2245)	175 (4430)	154 (3905)	5 (150)	5 (150)	15477 (7020) / 17162 (7785)	9477 (4308) / 10162 (4619)
<b>2-STAGE FULL FREE-LIFT (FFL) VISTA® MAST</b>							
122 (3110)	87 (2195)	171 (4335)	150 (3805)	37 (965)	59 (1500)	15466 (7015) / 17151 (7779)	9466 (4303) / 10151 (4614)
130 (3310)	86 (2170)	179 (4535)	158 (4005)	38 (975)	63 (1600)	15501 (7031) / 17186 (7795)	9501 (4309) / 10186 (4621)
<b>3-STAGE FULL FREE-LIFT (FFL) VISTA® MAST</b>							
181 (4618)	87 (2195)	230 (5840)	208 (5260)	37 (965)	63 (1600)	15862 (7194) / 17547 (7959)	9862 (4483) / 10547 (4794)
187 (4768)	91 (2295)	236 (5990)	213 (5410)	41 (1065)	65 (1655)	15884 (7204) / 17569 (7969)	9884 (4493) / 10569 (4804)
211 (5368)	101 (2545)	260 (6590)	237 (6010)	51 (1315)	75 (1905)	16005 (7260) / 17690 (8024)	10005 (4548) / 10690 (4859)

† Lift heights over 171.5" (4356 mm) maximum fork height are considered highlifts and require reduced capacity and restricted back tilt.  
 Total approximate weights listed include mast, standard carriage, load backrest extension and 70 lb. LP tank and tank bracket.  
 RL = Rated Load NL = No Load

# Hyster H40-70FT Standard Features and Options

## STANDARD EQUIPMENT

### Fortis™ Package

Complete truck equipped with:

- Mazda 2.0L emissions compliant engine (H40-60FT)
- Mazda 2.2L emissions compliant engine (H70FT)
- Yanmar 2.6L emissions compliant diesel engine (H40-60FT)
- Yanmar 3.3L emissions compliant diesel engine (H70FT)
  - Neutral start switch
  - Anti-restart protection
- Electronic powershift transmission
  - Electronic inching
  - Electronic shift control
- MONOTROL® pedal
- 2-Stage limited free-lift (LFL) VISTA® mast with maximum fork height of 129.0" (3277 mm) (H40-50FT) or 126.0" (3209 mm) (H60-70FT)
- 42.0" (1067 mm) wide hook-type carriage with 48.0" (1219) tall load backrest extension
- 42.0" (1067 mm) long forks
- 6 degrees forward and 10 degrees backward mast tilt
- 3-function valve
- Integrated dashboard display includes:
  - LCD Display:
    - Fuel level (Gasoline and Diesel)
    - Hour meter
    - Coolant Temp
    - Clock
    - Messages
  - Service Indicator Lights:
    - Alternator
    - Transmission oil temperature
    - Engine oil pressure
    - Brake fluid level
    - Fasten seatbelt
    - Low fuel level
    - Engine malfunction
    - System malfunction
    - Park brake
    - Coolant temp
    - Forward, reverse and neutral direction indicators
- Hydrostatic power steering
- Non-suspension vinyl seat
- Electronic horn
- Adjustable steer column
- Rubber floor mat
- High air intake
- Integral tie downs
- Operator restraint system
- Serpentine core radiator
- Single pedal inch brake
- Hyster® Stability Mechanism (HSM)
- Cowl-mounted hydraulic control levers
- Swing out LPG tank bracket
- 86.0" (2185 mm) Overhead guard (H40-50FT)
- 87.0" (2210 mm) Overhead guard (H60-70FT)
- 12 months / 2,000 hours manufacturer's warranty
- 24 months / 4,000 hours manufacturer's powertrain warranty
- Operator's manual
- UL Classification LP

## STANDARD EQUIPMENT

### Fortis™ Advance Package

Complete truck equipped with:

- Mazda 2.2L emissions compliant engine (H40-60FT)
- Yanmar 2.6L emissions compliant diesel engine (H40-60FT)
- GM 2.4L emissions compliant engine (H70FT)
- Yanmar 3.3L emissions compliant diesel engine (H70FT)
  - Neutral start switch
  - Anti-restart protection
- DuraMatch™ transmission
  - Electronic inching
  - Electronic shift control
  - Auto deceleration system
  - Controlled power reversal
  - Controlled roll back on ramps
- MONOTROL® pedal
- 2-Stage limited free-lift (LFL) VISTA® mast with maximum fork height of 129.0" (3277 mm) (H40-50FT) or 126.0" (3209 mm) (H60-70FT)
- 42.0" (1067 mm) wide hook-type carriage with 48" (1219) tall load backrest extension
- 42.0" (1067 mm) long forks
- 6 degrees forward and 10 degrees backward mast tilt
- 3-function valve
- Integrated dashboard display includes:
  - LCD Display:
    - Fuel level (Gasoline and Diesel)
    - Hour meter
    - Coolant Temp
    - Clock
    - Messages
  - Service Indicator Lights:
    - Alternator
    - Transmission oil temperature
    - Engine oil pressure
    - Brake fluid level
    - Fasten seatbelt
    - Low fuel level
    - Engine malfunction
    - System malfunction
    - Park brake
    - Coolant temp
    - Forward, reverse and neutral direction indicators
- Hydrostatic power steering
- Non-suspension vinyl seat
- Electronic horn
- Adjustable steer column
- Rubber floor mat
- High air intake
- Integral tie downs
- Operator restraint system
- Heavy duty anti clog radiator
- Combi-cooler radiator (H70FT)
- Single pedal inch brake
- Hyster® Stability Mechanism (HSM)
- Cowl-mounted hydraulic control levers
- Swing out LPG tank bracket
- 86.0" (2185 mm) Overhead guard (H40-50FT)
- 87.0" (2210 mm) Overhead guard (H60-70FT)
- 12 months/2000 hours manufacturer's warranty
- 24 months/4000 hours manufacturer's powertrain warranty
- Operator's manual
- UL Classification LP

## STANDARD EQUIPMENT

### Fortis™ Advance+ Package

Complete truck equipped with:

- GM 2.4L emissions compliant engine
- Yanmar 3.3L emissions compliant diesel engine
  - Neutral start switch
  - Anti-restart protection
- DuraMatch™, DuraMatch™ Plus, DuraMatch™ Plus2 transmission
  - Electronic inching
  - Electronic shift control
  - Auto deceleration system
  - Controlled power reversal
  - Controlled roll back on ramps
  - Auto-speed hydraulics (N/A for DuraMatch)
  - Throttle response management (N/A for DuraMatch)
  - Extended drawbar pull capability (DuraMatch Plus2)
- TouchPoint™ or TouchControl™ e-hydraulics (required with DuraMatch Plus or DuraMatch Plus2)
- MONOTROL® pedal
- 2-Stage limited free-lift (LFL) VISTA® mast with maximum fork height of 129.0" (3277 mm) (H40-50FT) or 126.0" (3209 mm) (H60-70FT)
- 42.0" (1067 mm) wide hook-type carriage with 48.0" (1219) tall load backrest extension
- 42.0" (1067 mm) long forks
- 6 degrees forward and 10 degrees backward mast tilt
- 3-function valve
- Integrated dashboard display includes:
  - LCD Display:
    - Fuel level (Gasoline and Diesel)
    - Hour meter
    - Coolant Temp
    - Clock
    - Messages
  - Service Indicator Lights:
    - Alternator
    - Transmission oil temperature
    - Engine oil pressure
    - Brake fluid level
    - Fasten seatbelt
    - Low fuel level
    - Engine malfunction
    - System malfunction
    - Park brake
    - Coolant temp
    - 1st Gear lock-in
    - Forward, reverse and neutral direction indicators
- Hydrostatic power steering
- Full-suspension vinyl or cloth seat
- Electronic horn
- Adjustable steer column
- Rubber floor mat
- High air intake
- Integral tie downs
- Operator restraint system
- Combi-cooler radiator
- Single pedal inch brake
- Hyster® Stability Mechanism (HSM)
- Swing out LPG tank bracket
- 86.0" (2185 mm) Overhead guard (H40-50FT)
- 87.0" (2210 mm) Overhead guard (H60-70FT)
- 12 months / 2,000 hours manufacturer's warranty
- 24 months / 4,000 hours manufacturer's powertrain warranty
- Operator's manual
- UL Classification LP

## OPTIONAL EQUIPMENT

- High intensity LED lights (brake/tail/back-up)
- Powertrain protection system
- Premium electronic monitoring
- High air intake with precleaner
- Accumulator
- Keyless start (with auxiliary key switch)
- Drive lights and rear work lights with halogen bulbs
- Auto deceleration system (N/A with Fortis Package)
- Extended drawbar pull capability (DuraMatch Plus2)
- Controlled power reversal feature (N/A with Fortis Package)
- Controlled roll back on ramps (N/A with Fortis Package)
- Wet Disc Brakes (see your local Hyster Dealer for availability)

- Auto-speed hydraulics with throttle response management (DuraMatch Plus, DuraMatch Plus2)
- Heavy duty radiator with Combi-cooler (N/A with Fortis Package)
- Powertrain protection system (N/A with Fortis Package)
- Paper Applications kit
- Vented hood
- Swing-out, drop-down EZXchange™ LPG tank bracket
- TouchPoint™ hydraulics with fully adjustable armrest
- TouchControl™ hydraulic control handle
- Return to set tilt
- Rear drive handle with horn button
- Semi-suspension seat - vinyl or cloth
- Full suspension seat - vinyl or cloth
- Swivel full-suspension seat - vinyl or cloth

- Impact monitor
- Load weight display
- Operator pre-shift checklist
- Dual inch brake pedals
- Password protection
- Audible Reverse activated 82-102 dB(A) self-adjusting alarm
- Visible amber strobe light - continuous activated, overhead guard mounted
- Various light packages
  - Two brake/back-up lights
  - Two front and one rear work lights
  - Two front, one rear work light and two brake/tail/back-up lights
- Parts publications - printed or CD, serial number specific
- UL Classification G, GS, LPS or DS

# Hyster H40-70FT Standard Features and Options

## CAPACITY:

**Model H40FT:** 4,000 lbs. at 24.0" (1814 kg at 610 mm) load center.  
**Model H50FT:** 5,000 lbs. at 24.0" (2268 kg at 610 mm) load center.  
**Model H60FT:** 6,000 lbs. at 24.0" (2721 kg at 610 mm) load center.  
**Model H70FT:** 7,000 lbs. at 24.0" (3175 kg at 610 mm) load center.

## Rated capacities are for trucks equipped with:

- 3-Stage full free-lift (FLL) VISTA® mast to 171.5" (4356 mm) maximum fork height
- 42.0" (1067 mm) Hook-type carriage with 42.0" (1 067 mm) long forks
- 48.0" Tall load backrest extension (LBE)
- Standard tread

## MASTS

Masts are available in 2-stage limited free (LFL) lift and 2- or 3-stage full free-lift (FLL) VISTA® masts.

Masts feature flush-faced, nested-channel design and full-radius, angled load rollers provides increased capacity at height while affording shorter overall length.

## CARRIAGE

Carriages are hook-type, ITA Class II mounting (H40-50FT), ITA Class III (H60-70FT). Overall width without load backrest extension (LBE) is 42.0" (1067 mm); with LBE is 43.27" (1099 mm). Minimum inside-to-inside fork spacing, center to center is .20" (3 mm). Maximum outside-to-outside fork spacing, center to center is 38.7" (984 mm).

## FORKS

H40-50FT lift trucks feature: 1.6" x 3.9" x 36.0" to 60.0" (40 x 100 x 914 to 1 525 mm) long pallet forks.

H60-70FT lift trucks feature: 2.0" x 4.9" x 36.0" to 72.0" (50 x 125 x 915 to 1 830 mm) long pallet forks.

Polished and tapered forks are also available.

## ENGINES

Five engines are available for the H40-70FT models - the Mazda 2.0L and 2.2L engines, the GM 2.4L engine and the Yanmar 2.6L or 3.3L diesels are all emissions compliant powerplants. Their configurations are specified as follows:

- Fortis™ Package uses the Mazda FE 2.0L or the Yanmar 2.6L engine.
- Fortis™ Advance Package uses the Mazda F2 2.2L or the Yanmar 2.6L engine (H40-60FT), and the GM 2.4L or Yanmar 3.3L engine (H70FT only)
- Fortis™ Advance+ Package uses the GM 2.4L or the Yanmar 3.3L engine.

### Mazda 2.0L and 2.2L emissions compliant engines feature:

- 4-cylinder overhead valve and overhead camshaft design
- Cast iron block, aluminum cylinder head with hardened exhaust valve seats
- Electronically controlled LPG fuel system
- Spin-on full flow oil filter
- Direct port injection
- Electronic governor
- Heavy-duty air cleaner with pre-cleaner
- Engine Control Unit (ECU)
- Three-way catalytic converter exhaust system
- 2.0L engine produces 40.0 horsepower
- 2.2L engine produces 46.0 horsepower

### GM 2.4L emissions compliant engine feature:

- 4 cylinder overhead valve and overhead camshaft design
- Cast iron block, aluminum cylinder head with hardened intake valve and exhaust valve seats, and hydraulic lifters
- Electronically controlled LPG fuel system
- Spin-on full flow oil filter
- Direct port injection
- Drive-by-wire throttle control
- Electronic governor
- Heavy-duty air cleaner with pre-cleaner
- Engine Control Unit (ECU)
- Three-way catalytic converter exhaust system
- 2.4L engine produces 62.0 horsepower

### Yanmar 2.6L and 3.3L emissions compliant engines feature:

- Naturally aspirated air intakes
- Cast iron engine block and heads with hardened valve seats
- Electric Fuel shut-offs
- Glow-plugs for fast starts in cold climates
- Spin-on full-flow filter oil filters
- Mechanical governors
- Electro-mechanical governor control (Fortis™ Advance+)
- Counterweight vertical exhaust (optional)
- 2.6L engine produces 48.0 horsepower
- 3.3L engine produces 65.0 horsepower

## TRANSMISSION

- Standard Electronic Powershift: Single range powershift, electronic inching (requires no adjustment), electric shift control, neutral start switch, and anti-restart protection.
- DuraMatch™ : All of the features of the standard electronic transmission plus Auto Deceleration System, controlled power reversal, controlled roll back on ramps.
- DuraMatch™ Plus: All of the features of the DuraMatch as well as Auto Speed Hydraulics and Throttle Response Management System.
- DuraMatch™ Plus2: All of the features of the DuraMatch Plus as well as 2-speed functionality for extended drawbar pull capability.

## COOLING SYSTEM

- Multiple cooling system designs, depending on engine and transmission configuration:
  - Serpentine core
  - Square-wave anti-clog
  - Heavy duty square-wave anti-clog
  - Square-wave anti-clog Combi-cooler
- All radiators utilize cross-flow aluminum cores, pusher type fans and permanently lubricated water pump.
- "Knife-edge" type fan shrouds that direct air flow through the counterweight air passages.
- 15 psi operating system pressure
- Combi-cooler contains an externally mounted transmission oil cooler to aid in heat dissipation.

## ELECTRICAL SYSTEM

- CANbus electrical system simplifies truck wiring and enhances truck dependability.
- IPP 66 sealed automotive style electrical connectors.
- Standardized wire routing, all wires are color coded, and marked with numbers for easy identification.
- Vehicle System Manager (VSM) directly or indirectly controls all electrical functions except those controlled by the Engine Control Unit (ECU).
- 12-volt maintenance free battery provides 475 cold cranking amps (cca) Mazda and GM, and 770 cca for the Yanmar diesels.
- Onboard diagnostics monitoring and feedback.

## HYDRAULIC SYSTEM

- Manual Hydraulic Control Valve & Electro-Hydraulic Control Valve
- H40-60FT: hydraulic lift system operates at 3100 psi (21.4 Mpa)
  - H70FT: hydraulic lift system operates at 3400 psi (23.4 Mpa)

- Tilt and auxiliary systems have 2,250 psi (15.5 Mpa) relief pressure in all valve variations.
- Hydraulic system is protected by a replaceable 10-micron element in-tank filter assembly.
- Hydraulic breather filter includes an anti-splash baffle and is rated at three micron.
- O-Ring face seal fittings with captive O-Ring grooves are used on all high pressure connections.
- Emergency lowering valve allows load to be lowered in the event of battery power loss.
- 100 Mesh suction line strainer.

## STEER AXLE / STEER SYSTEM

- Equal-area, double-ended, hydrostatic steering cylinder is mounted in cast ductile iron axle frame.
- Elastomeric axle mounts absorb shock and allow lubrication free articulation.
- Axle assembly utilizes synthetic boots and seals to retain lubricants and shield components against destructive grit and reduce lube points.
- Wheel hubs rotate on large, tapered roller bearings.
- Top spindle bearings lubricated through easy access lube fittings.
- Hydrostatic steer system provides smooth, precise steering with only 4 turns lock-to-lock.
- Hyster® Stability Mechanism enhances lateral stability by limiting steer axle articulation without a compromise in uneven surface travel.

## BRAKES

- Asbestos free, self-energizing, automatically adjusting drum brake assemblies.
- Single circuit master cylinder with sealed fluid reservoir and magnetic fluid level sensor.
- Ratchet-type, hand-activated parking brake lever allows controlled application.
- Oil-cooled wet disc brakes.

## OPERATOR COMPARTMENT

- Cowl-mounted hydraulic control levers (Fortis™ / Fortis™ Advance).
- TouchPoint™ electro-hydraulic seat side mini-levers (Fortis™ Advance+).
- TouchControl™ hydraulic seat side joystick (optional).
- 12-Inch textured steering wheel with spinner knob.
- Automotive style foot controls with single braking/inching pedal (dual pedals are optional).
- Integrated dashboard display is backlit, allowing easy visibility under all lighting conditions.
- Grid-style overhead guard offers superb visibility at extended heights.
- Infinitely adjustable tilt steer column.
- Optimal 15.0" (H40-50FT) or 16.0" (H60-70FT) entry step height on both sides of the truck.
- MONOTROL® pedal controls engine speed and truck direction, freeing operator's hands to operate steering and hydraulic levers.

*Special attachments, equipment or accessories not listed above may be available through Applications Engineering for specific application requirements.*



**HYSTER**

**HYSTER 50**  
FORKTRAK



OPERATING MANUAL  
PARTS LINE DRAWING TOLERANCES  
HYSTER



**Hyster Company**  
P.O. Box 7006  
Greenville, North Carolina  
27835-7006

**Part No.: H4-70FT/TG**  
8/2006 Litho in U.S.A.

**Visit us online at [www.hysterusa.com](http://www.hysterusa.com) or call us at 1-800-HYSTER-1.**

Hyster, , SpaceSaver, VISTA and MONOTROL are registered trademarks of Hyster Company. Fortis, DuraMatch, Pacesetter VSM, TouchPoint, TouchControl, Challenger, and  UNISOURCE are trademarks of Hyster Company. Hyster products are subject to change without notice.

The Hyster Company products included in this document may be covered by US Patent 6,684,148, and other patents pending.

